

SELF-SERVICE DATA ANALYTICS

Evolv Insights™

Imagine having the ability to easily access and visualize your security screening system performance, event type details, visitor flow, location specific performance and more.

Introducing Evolv Insights







Evolv Insights™ is a powerful analytics application accessible through the secure My Evolv Portal, providing you with the ability to comprehensively review, analyze and gather insights from your Express screening systems at your various venue or facility locations.


This data consists of location performance, event type comparisons and performance, venue and entrance visitor arrival curves and counts, and system detection performance and comparisons. Analysis can be accomplished across multiple business dimensions including sites, locations within sites, detection settings, time periods including specified hours each day. Performance can be presented at an annual, quarterly, monthly, daily, hourly, or at a 5-minute level of granularity.



Powered by the Evolv Cortex AI™ Software Platform

Insight Benefits

-  **Analyze and drill down** to specific systems IDs to drive a specific action
-  **Export data and visuals** to csv, pdf and ppt to easily **enable sharing with colleagues and leadership**
-  **Save and bookmark** frequently used views
-  **Identify** systems and location of outliers of interest
-  **Aggregate data across all systems** at a site, entrances within a site, event types, and detection settings
-  **Understand visitor arrival times and trends** for **resource planning**





Powered by the Evolv Cortex AI™ Software Platform



Quickly Review Aggregated Performance Across the Install Base

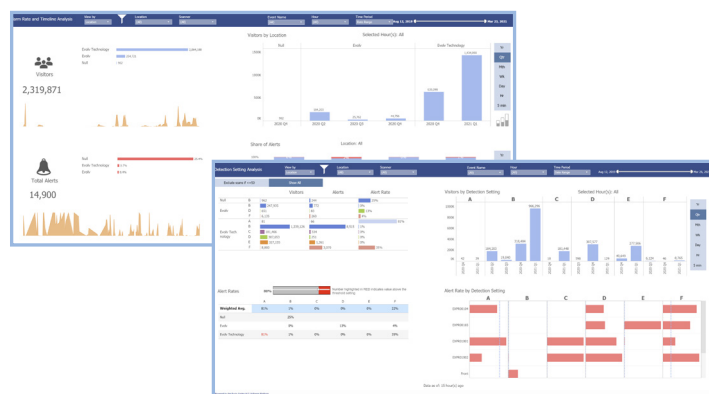
This “snapshot” view provides unique situational awareness and enables a holistic view of your Express screening system(s) to optimize performance.

This is often the view used to showcase system performance to leadership teams.

Access Individual Scanner, Location, and Detection Setting Comparisons

Drill down and compare specific system performance related to clear rate, visitor count and more.

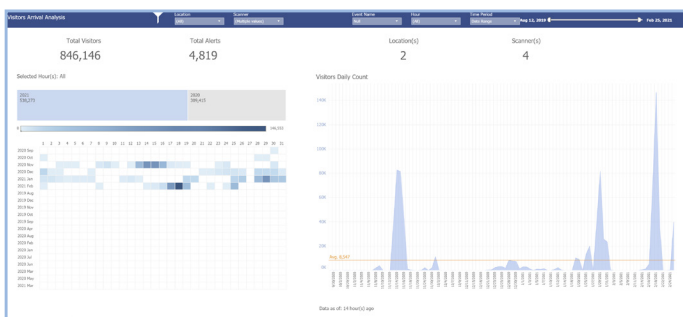
Performance can be presented at an annual, quarterly, monthly, daily, hourly or 5-minute level of granularity. With this level of granularity, you can analyze data in time slices by sites, scanners and individual entrances for security optimization.



Understand Insights into Visitor Arrival Timelines and Trends

Access the density of visitor arrivals with a color-coded heat map which correlates to the timeline graph allowing you to see peak visitor arrival times across days, weeks and more.

Understanding your visitor arrival trends will help you optimize resources and provide your visitors with a welcoming line-free experience. Quickly generate reports on total visitor counts over time for internal reporting or external compliance.



ABOUT EVOLV TECHNOLOGY

Founded in 2013, Evolv Technology is the leader in human security solving the security screening problems of today with the most innovative technology and thinking. Evolv makes it possible for venues of all kinds to keep visitors and employees safe from concealed weapons, pandemic health threats and intruders. The company’s Evolv Express™ has earned industry accolades that include the 2020 Edison Awards™, 2020 Campus Safety BEST Award and two Secure Campus 2020 Awards.

Seeing is believing. Watch our latest video or join one of our upcoming Democasts. Learn more at evolvtechnology.com.